


pneumatico[®]

nailing machines

PNEUMATIC TABLE FOR NAILING PALLETS
pneumatico[®] PT-2800 / PT-3300
adjustable for various sizes



PNEUMATIC TABLE FOR NAILING PALLETS

pneumatico® PT-2800 / PT-3300

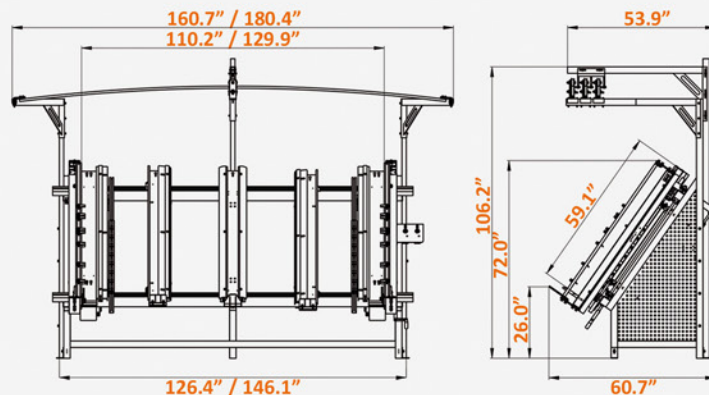
(see also: PT-1900)



Pneumatico **PT-2800 / PT-3300** is a universal nailing machine for wooden pallets of different types. Nail guns are suspended from an overhead roller track for easy and flexible access. Pneumatico **PT-2800 / PT-3300's** design provides both convenience and operator comfort. It guarantees an increase in production efficiency, saves space (footprint of only 49.9 ft² / 57.8 ft²), and reduces the costs related to preparing various templates for different pallet sizes.


Pneumatico PT-2800 / PT-3300:

- Streamlines and facilitates daily workflows, and increases productivity;
- Provides an adjustable template for stringer pallets (up to 5 stringers) and block pallets (up to 15 blocks), including EUR and GMA;
- Can be operated by a single person;
- Is quickly and effortlessly adjusted from one pallet size to another;
- Includes pneumatic functions for clamping blocks and lifting finished pallets;
- Is easy to operate and minimizes operator strain through the suspension of nail guns from the overhead roller track;



The size of Pneumatico PT-2800 / PT-3300

PALLET NAILING



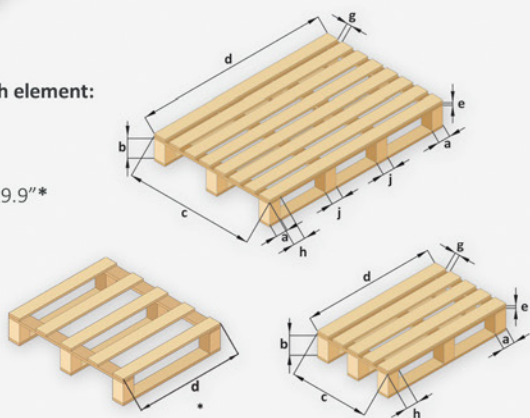
Pallets on blocks

Sequence of operations:

- Place the blocks
- Clamp the blocks (pneumatic clamp)
- Nail the top deck boards to blocks
- Flip the pallet (pneumatic lift)
- Nail the bottom deck boards to blocks
- Lift the finished pallet (pneumatic lift)

Dimensions of each element:

- a. 2.6" - 6.1"
- b. 2.8" - 4.3"
- c. Max. 59.1"
- d. 35.4" - 110.2"/129.9"*
- e. 0.6" - 1.1"
- g. Min. 0.6"
- h. 2.6" - 5.7"
- j. 2.8" - 4.7"



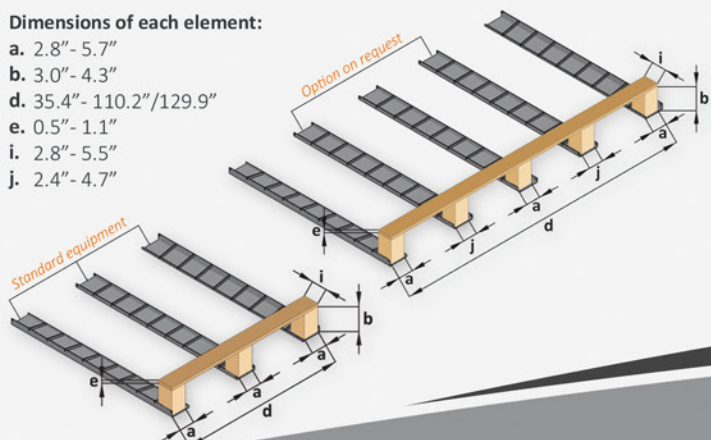
* Size d. min 23.6" for a double-row pallet

NAILING PARTIAL PALLETS (Bottom deck boards with 2 or 3 blocks)

The basic kit for **PT-2800 / PT-3300** also includes 3 additional template slats for nailing up to 10 pallet legs at a time. 2 additional template slats can also be ordered.

Dimensions of each element:

- a. 2.8" - 5.7"
- b. 3.0" - 4.3"
- d. 35.4" - 110.2"/129.9"
- e. 0.5" - 1.1"
- i. 2.8" - 5.5"
- j. 2.4" - 4.7"



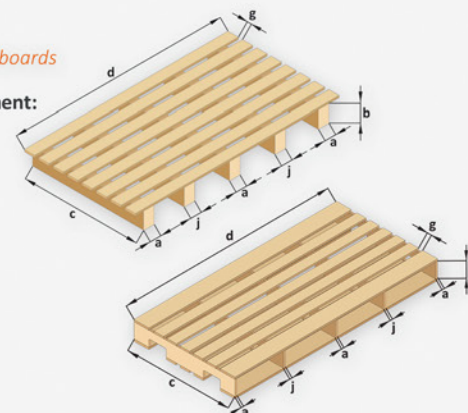
Pallets on 2, 3, 4 or 5 stringers

Sequence of operations:

- Place the stringers
- Clamp the stringers (pneumatic clamp)
- Nail the top deck boards to stringers
- Lift the finished pallet (pneumatic lift)

Dimensions of each element:

- a. 1.1" - 6.1"
- b. 3.0" - 4.3"
- c. Max. 59.1"
- d. 35.4" - 110.2"/129.9"
- g. Min. 0.6"
- j. 1.0" - 4.7"



Dimensions of each element:

- a. 1.1" - 6.1"
- b. 3.0" - 4.3"
- c. Max. 59.1"
- d. 35.4" - 110.2"/129.9"
- g. Min. 0.6"

