


# pneumatico® nailing machines

## PNEUMATIC TABLE FOR NAILING PALLETS **pneumatico®** PT-1900 adjustable for various sizes



# PNEUMATIC TABLE FOR NAILING PALLETS **pneumatico**® PT-1900

(see also: PT-2800, PT-3300)

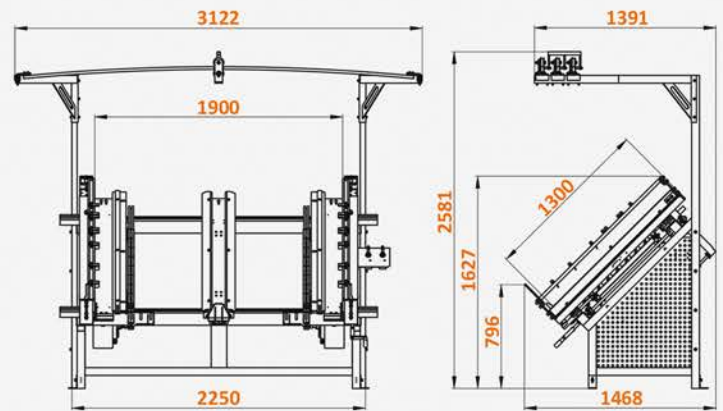


Pneumatico **PT-1900** is a universal machine for nailing wooden pallets of different sizes. Nail guns are suspended from an overhead roller track for easy and flexible access. Pneumatico **PT-1900's** design provides both convenience and operator comfort. It guarantees an increase in production efficiency, saves space (footprint of only 3.3 m<sup>2</sup>), and reduces the costs related to preparing various templates for different pallet sizes.

**During the standard nailing process, two workers are able to produce about 300 pallets during one shift. In contrast, a single operator using the PT-1900 table has the ability to produce 210-230 pallets over the same period of time.**

## Pneumatico PT-1900:

- Streamlines and facilitates daily workflows, and increases productivity;
- Provides an adjustable template for stringer pallets (up to 5 stringers) and block pallets (up to 9 blocks), including EUR and GMA;
- Can be operated by a single person;
- Is quickly and effortlessly adjusted from one pallet size to another;
- Includes pneumatic functions for clamping blocks and lifting finished pallets;
- Is easy to operate and minimizes operator strain through the suspension of nail guns from the overhead roller track.



The size of Pneumatico PT-1900 in mm

## PALLET NAILING



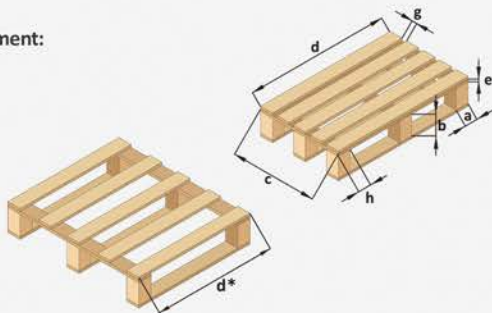
### Pallets on blocks

#### Sequence of operations:

- Place the blocks
- Clamp the blocks (pneumatic clamp)
- Nail the top deck boards to blocks
- Flip the pallet (pneumatic lift)
- Nail the bottom deck boards to blocks
- Lift the finished pallet (pneumatic lift)

#### Dimensions of each element:

- 65 - 145 mm
- 70 - 110 mm
- Max. 1300 mm
- 900 - 1900 mm\*
- 12 - 27 mm
- Min. 16 mm
- 65 - 145 mm



\* size **d** min. 600 mm for a double-row pallet



### Pallets on 2, 3, 4 or 5 stringers

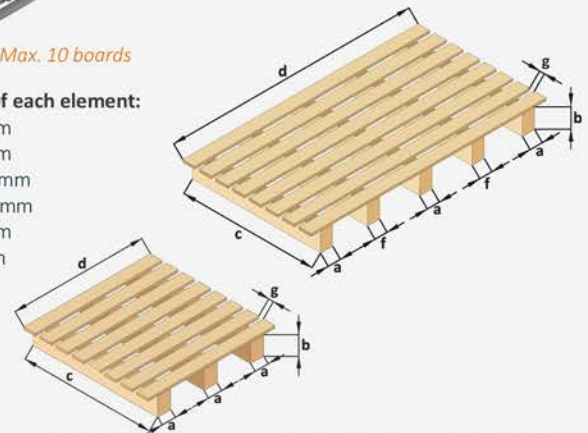
#### Sequence of operations:

- Place the stringers
- Clamp the stringers (pneumatic clamp)
- Nail the top deck boards to stringers
- Lift the finished pallet (pneumatic lift)

Max. 10 boards

#### Dimensions of each element:

- 50 - 145 mm
- 75 - 140 mm
- Max. 1300 mm
- 800 - 1900 mm
- 40 - 125 mm
- Min. 16 mm



## NAILING PARTIAL PALLETS (bottom deck boards with 2 or 3 blocks)

Three additional pallet bottom leg profiles for nailing up to 9 pallet legs at a time.

#### Dimensions of each element:

- 70 - 145 mm
- 70 - 120 mm
- 900 - 1900 mm
- 12 - 27 mm
- 70 - 145 mm

